



DYCON

power solutions

Installation Manual for D156X Series Constant Voltage Power Supplies Variable Output 12V – 15V DC

D156X Series	
D1565	5A
D1565-X-8	5A fitted with 8-way output splitter
D1565-4BNC	5A fitted with 4-way power splitter and 4 loop through BN connectors

INSTALLATION

Mount the metal enclosure onto the wall.

Connect the Live, Earth and Neutral terminals to an un-switched fused spur.

Connect the tamper outputs to the control panel as appropriate (see control panel manuals for details).

Connect the 12v power output to the system. Fit the two batteries to the BAT1 and BAT2 connections.

NOTE: This unit requires 2 12-volt batteries to operate correctly in battery backup mode.

Switch on the AC supply and confirm that the green LED is lit, meaning that mains supply is healthy.

External power supply (AC supply)

The power supply has a three-way terminal block for Live, Earth and Neutral connections, and is protected by a 20mm anti-surge fuse. Mains earth is isolated from the 0V output, although, when supplied boxed, mains earth is connected to the metal enclosure.

Tamper output

This voltage-free output is connected to the tamper switch. These terminals will be shorted when the tamper switch is closed.

12V power output

Terminal blocks are provided to connect to the system. The green LED or orange (standby battery) LED indicates that the 12V is available from these terminal blocks.

Auxiliary power supply (batteries)

These power supplies are compatible with 7AH or 8AH Sealed Lead Acid or Gel batteries which are connected to the BAT1 and BAT2 terminals. The orange standby LED, marked with a battery symbol, indicates when AC power is off and power is being supplied by the batteries.

Two batteries **must** be used for the unit to function correctly in battery standby mode.

Output protection

The output is protected by resettable fuse. Should the output be overloaded and the fuse trip, the red fuse fault LED, marked with a battery symbol, will be lit. The fault can be reset by removing the short and re-applying power after a minute to allow the fuse to cool.

Battery protection

The batteries and electronic circuitry are protected against reverse polarity connection by a self resetting electronic fuse.

Voltage adjustment

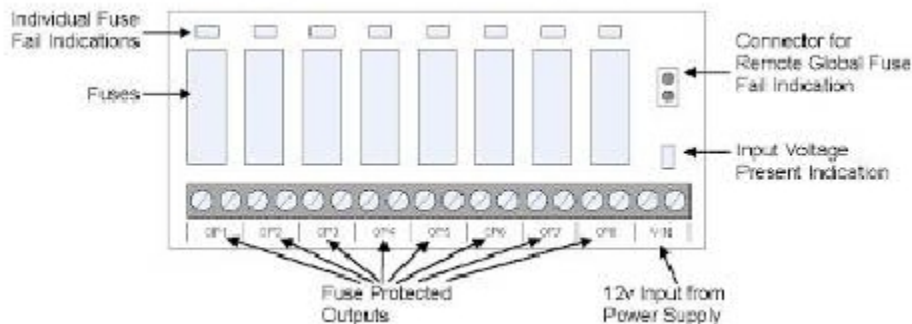
The output voltage can be varied from 12VDC to 15VDC by an adjustment using the potentiometer and measuring the output using a suitable meter. The voltage will remain constant at the selected value, even when running on battery power only.

D15X8 output splitter

The D15X8 is designed to connect to any Dycon D156X Series ungraded power supply to provide up to 8 individually fused outputs. The D15X8 is supplied fitted with 8 fuses rated at ½ Amp, plus 2 fuses rated at 1 Amp in a spares bag. The installer may fit any combination of fuses, provided that the overall load does not exceed that provided by the power supply.


Example: a D1565 could support outputs 1 to 6 = ½ A and outputs 7 and 8 = 1A (5A in total).

A red LED is provided for each output, which lights if the relevant fuse ruptures. In addition, a 9th LED is provided which lights when the input voltage is present. A 2-way Molex connector is provided to connect a remote LED to indicate if ANY fuse fails.



D15X4-BNC

This splitter allows power to up to 4 cameras and loop through connections for signals.



Maintenance

This unit is only to be used by qualified service personnel; there are no user serviceable parts. No maintenance is required other than routine periodic testing and replacement of the standby batteries. For further information on routine battery replacement, please contact your battery supplier or manufacturer.

Specifications

Power supply	Type A, ungraded, Environmental Class 2
AC input voltage	230v +10% -15%, 50Hz ± 15%
Output voltage	12V – 15V DC adjustable
Output ripple	Less than 100mV (less than 0.7% @ 13.7v)
Battery recharge time (2 x 7Ahr batteries)	Less than 72 hours
Operating temperature range	-10°C to +40°C

Product part numbers

	“B” box	“C” box
5 Amp	D1565-B	D1565-C
With 8 fused outputs		
5 Amp	D1565-X-8-B	D1565-X-8-C
With 4 BNC		
5 Amp	D1565-4BNC-B	D1565-4BNC-C

Sizes and weights

	“B” size housing	“C” size housing
Size (h x w x d) mm	260 x 320 x 87	430 x 345 x 90
Weight (kg)	3.2	4.5

All units are fused in the 230V AC supply. The D156X Series power supply fuses require no user intervention.

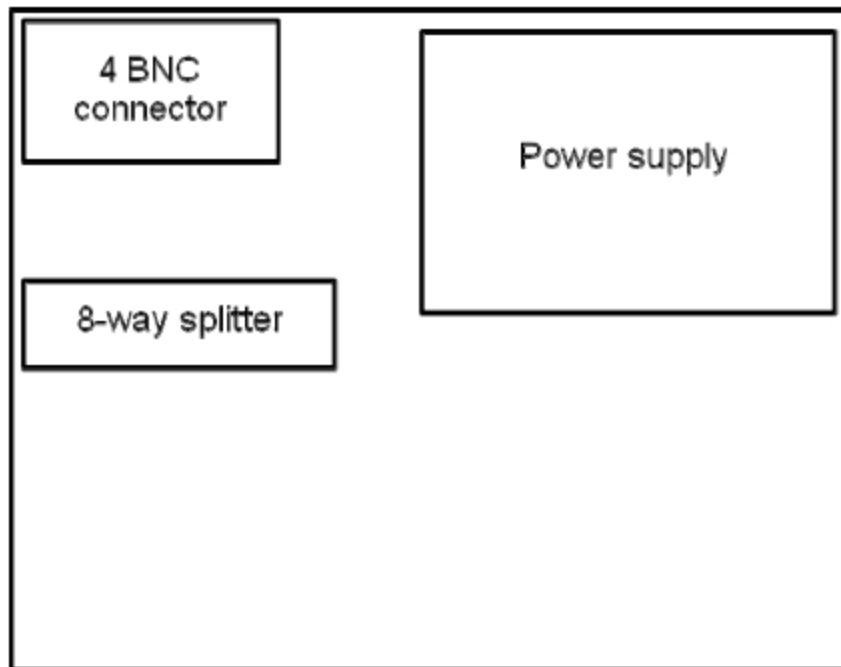
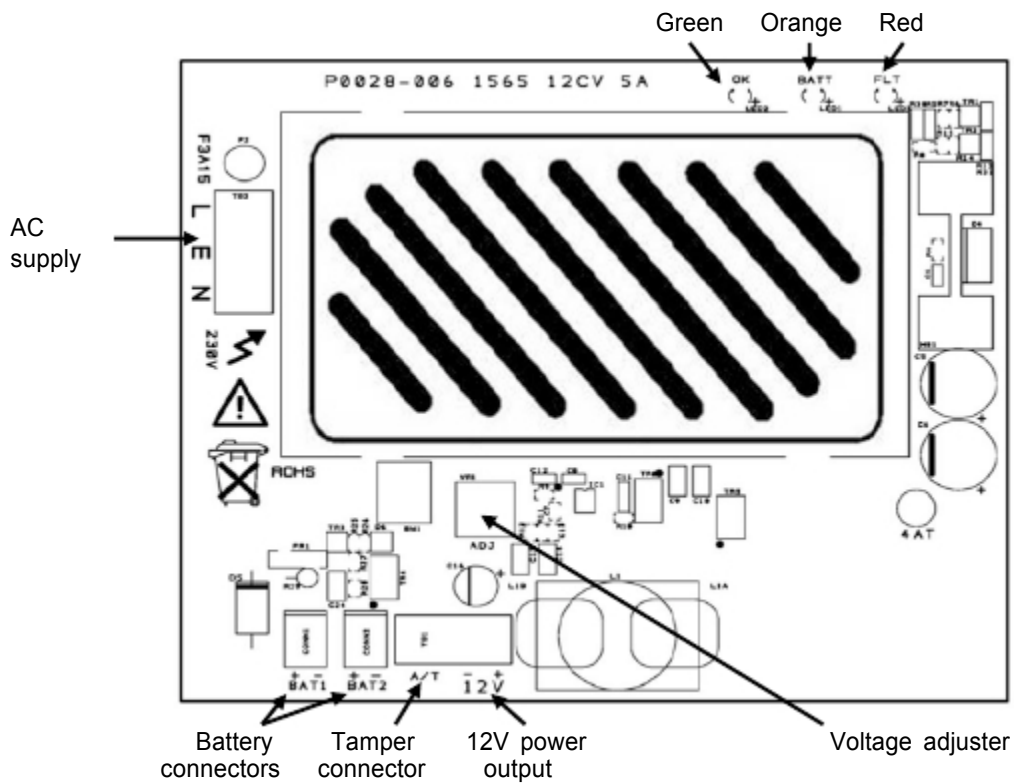


Diagram showing the PSU and either the 4 BNC connector or the 5-way splitter in the box

In case of problems, telephone Dycon Technical Support on +44 (0)1443 471 900 or email technical@dyconpowery.com.